

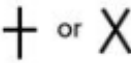







# US to UK Crochet Terms Conversion Chart

CraftingHappiness.com

Symbols	US Terms Abbreviations	UK Terms Abbreviations	How To
	Chain (ch)	Chain (ch)	Yarn over hook, draw up a loop
	slip stitch (sl st) / (ss)	slip stitch (sl st) / (ss)	Insert hook into stitch, yarn over hook, pull yarn through stitch and loop on hook in one movement
	single crochet (sc)	double crochet (dc)	Insert hook into stitch, yarn over hook, draw up a loop, yarn over hook, pull through both (2) loops.
	half double crochet (hdc)	half treble crochet (htr)	Yarn over hook, insert hook into stitch, yarn over hook, draw up a loop, (3 loops on hook), yarn over hook, pull through all 3 loops
	double crochet (dc)	treble crochet (tr)	Yarn over hook, insert hook into stitch, yarn over hook, draw up a loop, (3 loops on hook), yarn over hook, pull through 2 loops, yarn over hook, pull through remaining 2 loops
	treble crochet (tr)	double treble crochet (dtr)	Yarn over hook twice, insert hook into stitch, yarn over hook, draw up a loop, (4 loops on hook), yarn over hook, pull through 2 loops, yarn over hook, pull through 2 loops, yarn over hook, pull through remaining 2 loops
	double treble crochet (dtr)	triple treble crochet (ttr)	Yarn over hook 3 times, insert hook into stitch, draw through stitch (5 loops on hook), yarn over hook, pull through 2 loops (now 4 loops on hook), yarn over hook, pull through 2 loops; yarn over and pull through 2 loops 2 more times
	double crochet cluster (dc-cl)	treble cluster (tr-cl)	Yarn over hook, insert hook into stitch, yarn over hook, draw up a loop, yarn over hook, pull through 2 loops, yarn over hook, insert hook into same stitch, yarn over hook, draw up a loop, yarn over hook, pull through 2 loops, yarn over hook, pull through remaining 3 loops
	yarn over (yo)	yarn over hook (yoh)	Bring yarn over hook from back to front and grab it with hook